

Parkside Primary School Newsletter



26th May 2023

Proud to be Parkside

Weekly Update

It has been lovely to see the sunshine this week. The children have enjoyed being able to use the field at lunchtimes and for PE.

Our subject block this week has been all things creative. The children have enjoyed developing their artistic skills in printing and water colours. We have welcomed support for staff professional development, from an art specialist. They have also visited our classes this week to watch the art in action. She was blown away by the children's engagement, enjoyment and knowledge of their newly acquired skills.

The consultation period for Beaconfields Primary and Nursery school launched this week. Please feel free to share it far and wide and to join us for the consultation meeting at Parkside on Thursday 8th June at 6:30pm, this will provide an opportunity to ask any questions that you may have.

Have a lovely half term and we look forward to welcoming the children back on Monday 5th June! Mrs Bell

Attendance

Attendance across the school this week has been 97%, well done to Mr Tatton's class who have achieved 100% attendance this week!

Please ensure all children arrive to school prior to 8:55am. If they arrive after this time you will be asked to go to the school office for registration purposes.

Come as you are and leave as a champion

Proud to be Parkside

Parkside Primary School



26th May 2023

Proud to be Parkside

Parkside's Big Breakfast

Don't forget we are open from 8.30 every morning for Parkside's Big Breakfast. This is a universal offer which is open to every child with no cost attached.

Where: Children are to be dropped off at the main office at 8:30am, Early Years children will need to be accompanied by an adult. Children from Year One upwards can come, without an adult, and have breakfast with us after being dropped off at the main entrance.

When: Monday – Friday 8:30am (start)
-8:45am (finish)



Tuesdays Dates for your Diary Stay and Solve

Monday 29th May

Half Term – School and Nursery Closed

Wednesday 7th June

Yr 5 Taster Session at Balfour (PE)
School Danceathon – non school uniform
RSE Meeting for Parents 5pm

Thursday 8th June

New Reception Starter Inf Eve 5pm
Beaconfields Consultation evening 6pm

Proud to be Parkside

Parkside Pantry


We are getting a little low on the following items if anyone is able to donate anything we would be grateful:

Household items such as toilet roll, cleaners etc. Sanitary products, tinned goods and rice.


If you need a little extra help then either drop in for a browse or email admin@parkside.staffs.sch.uk and we can make you up a bag confidentially.

Thank you

Recommended Reads



It's time for a holiday - and Spot is going on a road trip to the beach with Mum and Dad. What exciting things will they see along the way? Toddlers will love this campervan-shaped board book for little hands that can be played with or read for twice the fun!



A heartwarming picture book based on the incredible true story of social media sensation and round-the-world-cyclist Dean Nicholson and his trusty cat companion, Nala.

Come as you are and leave as a champion

Proud to be Parkside



Shine a Light on...



As part of the curriculum some of our year groups undertake weekly visits to Crispin's Court to work with and engage with the residents.

We received a rather special email the other day regarding a recent visit. To say we were proud is an understatement...

Mrs Bell..

I was lucky enough to be visiting at Crispin Court this afternoon, when pupils from Parkside joined us. I wanted to let you know, what an absolute credit they were to your school.

They brought so much life and energy into the garden, and residents faces reflected this. Residents were engaged and smiling. The pupils did a first class job of playing board games, throwing bean bags, and singing.

The pupils on the table I sat at, with 4 Crispin residents, were Dan, Rose and Harry. I was so impressed with their kindness and ability to include residents. They introduced themselves, explained the game, and ensured everyone had a turn, with Dan giving up his counter to a lady resident who joined part way through. Snakes and Ladders has never been so much fun!

During the hour they were at Crispin, they brought smiles, energy, laughter and interest to the residents, turning a mundane afternoon into a summery delight for all who were there. Please pass on my thanks to them

What Parents & Carers Need to Know about OFCOM'S 'CHILDREN AND PARENTS: MEDIA USE AND ATTITUDES' REPORT 2023

Each year, Ofcom – Britain's regulatory body for communications – produces an overview of children and parents' media experiences across the previous year. The latest version has just been released, and we've pulled out some of the report's most thought-provoking findings which relate to online safety –

97%

of children had access to the internet at home in 2022

89%

of children played video games

25%

played with people they didn't know

22%

talked to people they didn't know

POPULAR PLATFORMS

Most used by under-18s were ...



YouTube: 88%



WhatsApp: 55%



TikTok: 53%

Snapchat: 46%

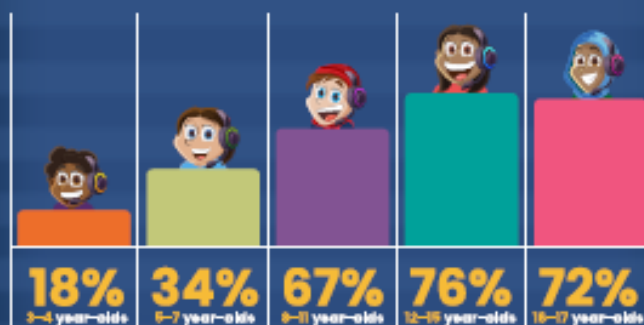


Instagram: 41%

LIVE

PLAYING GAMES ONLINE

Who's playing – and at which age?



TALE OF THE TECH

Devices most often used to go online:



PARENTAL CONCERNS

Parents and carers most commonly worried about their child ...

75%

seeing age-inappropriate content



70%

being cyber-bullied online



70%

seeing pro-self-harm content



65%

giving out personal details to strangers



65%

having their data collected by companies



D@*#!

3 in 10

children had experienced someone being nasty or hurtful to them on apps or platforms.

70%

of 12 to 17-year-olds were confident in their ability to identify a fake profiles. But 23% were unable to do so when tested.



£38

children's average monthly spend on video games

After the success of our Forest Tots & Parkside Play, we are hosting....

No Bake Fun at Parkside Primary

When: Friday 16th
June
9:30am-11:00am
Who: Any toddlers
and their Parents
in the local area

Bring your
toddlers and
baby wipes for
some no bake fun
& Play

Please ring the school
office on 01785 450145
to book in & let us know
of any allergies. This
event is free of charge.

#proudtobeparkside



KIDS HOLIDAY CAMP

MAY HALF TERM
30TH MAY - 2ND JUNE



FROM
£17.50
PER DAY!

Parkside Holiday Camp
Parkside Primary Sch, ST16 1TH
50+ indoor and outdoor activities



For More Information, contact us :
@jccademysports
www.jccademy.co.uk

01543 651894
Parkside Primary School Bradshaw Way

Letters from the Beach House

Issue 10 26th May 2023



Hi to all from the Beach House

It's almost half term, it's almost the end of another school year and we wonder why some of our children are already starting to feel unsettled about change. Change or transitions are common triggers for behaviour that ranges from complaining, stalling, regression, defiance, tantrums and meltdowns.

However transitions form part of everyday life such as stopping playing on their tablet to have their tea, getting ready for bed, or coming to school. When children become comfortable with smaller transitions within their day, they are more likely to be able to cope with the bigger transitions of moving classes, moving house, moving schools. Allowing our children to become accustomed to transitions in the early stages of their life mean they will be better equipped later on down the line.

So how?

Create routines – build consistency, routine and structure into daily life. For transitions that happen every day, consistent routines can have a big payoff. A bedtime routine for example can be reassuring and helpful even for older children. Clear boundaries as to how much phone time or tablet time you want your child to have will enable your child to manage the transition away for the device without a meltdown.

Preview and count down – this allows a child to emotionally prepare for a change. In the morning talk about how the day is going to look. Give a timeframe and description of what is happening next, then begin a countdown. Visual cues may help, such as using a picture board with steps to get dressed for example or now and next images to show the transition.


Get their attention – it is important to make a connection to ensure you have their attention; eye contact, sitting next to them, a hand on their shoulder. Calling over from the other side of the room has no guarantee that they have taken in the information.

Use rewards – stickers, snacks, a points system that can be phased out as your child gets used to the transition.

Implement appropriate consequences – if a transition is not going well, pay less attention to it rather than escalating the situation. Ignore as long as they are making an effort, but use appropriate consequences for behaviour that is unnecessary.

Praise good transitioning – Recognise when transitions are going well. For all the times it has gone wrong, there will probably have been a lot more times when it has gone right. Don't lose the opportunities to be really enthusiastic and say that something was great. But be specific in your praise.

For most children transition difficulties are temporary, but please seek support if these difficulties begin to affect your child's daily life.



Early Years at Parkside

Little Explorers Nursery and Reception

Early Years children have certainly enjoyed the warmer weather this week. Little Bears have been visiting the Parkside park this week. They have also had a visit from the Farm on Wheels to meet lots of different farm animals including: bunnies, calves, lambs, ducks, chicks and a hen. Tiny Stars have chatted happily about their tomato plants and the progress that they are making. The children have also been nurturing their garden bed by taking care to dead head their flowers and water them. Whilst in Reception the children have enjoyed writing their own retells of the story Jim and the Beanstalk. The children who attended science club were enthused to share their 'rocket' experiment with their friends. They could not believe how high the rocket flew into the sky! As the weather is getting warmer, just a gentle reminder to ensure that your child has a named sun hat in school. Have a lovely half term and we will welcome your children back to school and nursery on Monday 5th June. Miss Bills.

TRY THIS AT HOME

Spray Chalk

You will need:

1 cup Cornflour (Corn Starch)

1 cup warm water

Gel food colouring or ready-mixed paints

Spray bottle

In a large bowl mix together 1 cup cornflour (corn starch) and half a cup of warm water and mix vigorously until well combined.

Before it settles (and turns into Oobleck!) divide the mixture into as many spray bottles as you want to make colours of paint.

When evenly divided, add a small amount of either gel food colouring or a squirt of paint to the bottle. Put the lids on and shake well until the colour has completely combined.

DID YOU KNOW? Children can be scared of all sorts of things, real and imaginary. The good news is, their fears usually go away gradually. But what should you do if your child is scared now? How can you help them feel better? The helpful video below shares some top tips to help you stay calm and matter of fact and help them deal with fear.

<https://www.bbc.co.uk/tiny-happy-people/helping-children-with-their-with-fears/zdgnp4j> (BBC Tiny Happy People)



Come as you are and Leave as a champion

Proud to be Parkside



Our Champions of the Week....



Come as you are and leave as a champion

Proud to be Parkside